



RS Cryo Dry Ice Boxes are the Ultimate Shipping Container

RS Cryo Dry Ice Boxes are designed for the dry ice industry. Additional applications include: frozen food, medical, chemical and pharmaceutical industries or any industry where cold temperatures must be maintained for extended periods of time. RS Cryo Dry Ice Boxes utilize U.S.D.A. approved materials.

This mobile, insulated RS Cryo Dry Ice Box was specifically designed to withstand the extreme temperatures, payload, and rugged use associated with the dry ice industry.

RS11CFP
RS300PBC



Demo Units Available!

Ideal For Storage And Delivery of Dry Ice Pellets

RS30CFP
Poly-Box



Leg

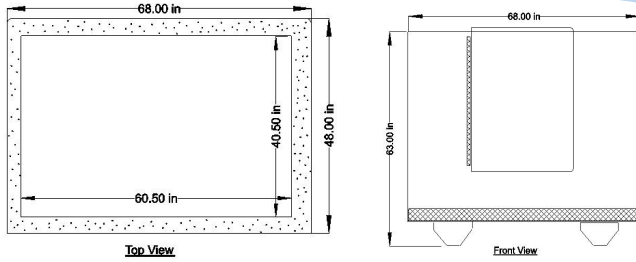


Nylon Wear Pads

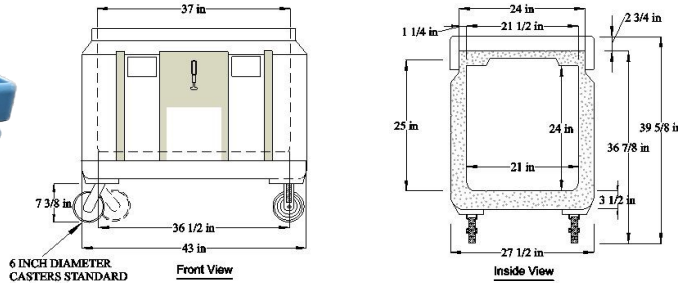


629 Grove St. Manteno, IL 60950
815-468-6115
www.rscryo.com

RS96BB FRP



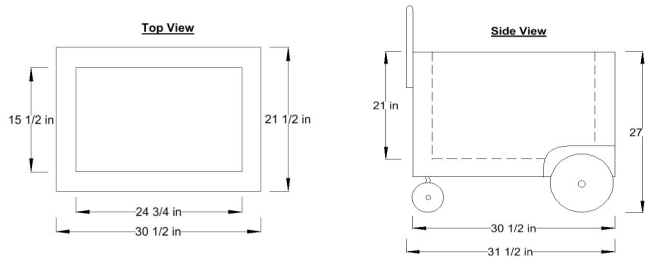
MODEL #	EXTERNAL DIMENSIONS	INTERNAL DIMENSIONS	APPROX. WEIGHT EMPTY	DRY ICE BLOCK	APPROX. PELLETS	CF	LAYERS OF BLOCK
RS96BB	68"x48"x63"	60.5"x40.5"x50"	400#	96	3740#	72	4x24



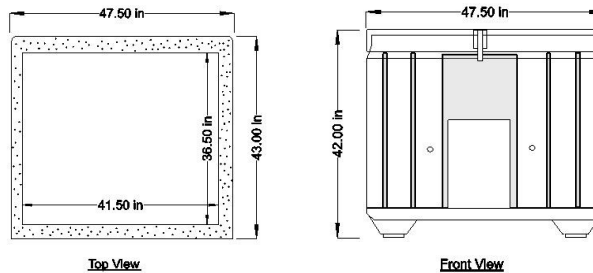
RS11CFP Poly-Box

MODEL #	EXTERNAL DIMENSIONS	INTERNAL DIMENSIONS	APPROX. WEIGHT EMPTY	DRY ICE BLOCK	APPROX. PELLETS	CF	AVG. ICE WEIGHT	AVG. DRY ICE BLOCK SIZE	AVG. LBS. OF DRY ICE PELLETS PER CF
RS11CFP	43"x27.5"x36"	36.5"x21"x24"	110#	12	570#	11	55-60#	10"x10"x12"	52#

RS300PBC FRP



MODEL #	EXTERNAL DIMENSIONS	INTERNAL DIMENSIONS	APPROX. WEIGHT EMPTY	DRY ICE BLOCK	APPROX. PELLETS	CF	LAYERS OF BLOCK
RS300PBC	31.5"x21.5"x27"	24.75"x15.5"x21"	195#	4	300#	5	2x2



RS30CFP Poly-Box

MODEL #	EXTERNAL DIMENSIONS	INTERNAL DIMENSIONS	APPROX. WEIGHT EMPTY	DRY ICE BLOCK	APPROX. PELLETS	CF	AVG. ICE WEIGHT	AVG. DRY ICE BLOCK SIZE	AVG. LBS. OF DRY ICE PELLETS PER CF
RS30CFP	47.5"x43"x42"	41.5"x36.5"x31"	220#	36	1450#	30	55-60#	10"x10"x12"	52#

The Ultimate Dry Ice Storage and Distribution Container